



5W OC Home Learning Framework T2 Wk3

Your child's class teacher will upload the daily activities to Google Classroom each morning.

Only the daily tasks that are PINK need to be turned in on the google classroom.





All other tasks to be completed in your workbooks.

	Monday 11 th May	Tuesday 12 th May	Wednesday 13 th May	Thursday 14 th May	Friday 15 th May
Wellbeing	This week the wellbeing focus is joy .				
	Roll Call Question: What brought you joy over the weekend? Describe the feeling during and after it.	Roll Call Question: Name three people you feel fantastic to be around. Why do you feel that way around them?	Roll Call Question: What are you going to do today that brings you joy?	Roll Call Question: Think about your favourite song. How do you feel when you listen to it?	Roll Call Question: How are you going to give joy to others and make joy for yourself this weekend?
English	<p>Spelling</p> <p>Copy out your spelling words and write down the meaning of each word by looking them up in a dictionary or using https://www.dictionary.com/</p> <p>Reading and Viewing</p> <p>Read a book or article of your choosing (you could use Cicada by Shaun Tan) and complete a reading task from the Reading Activities Matrix.</p>	<p>Spelling</p> <p>Complete a spelling task of your choice from the Spelling Matrix.</p> <p>Reading and Viewing</p> <p>Read a book or article of your choosing (you could use Cicada by Shaun Tan) and complete a reading task from the Reading Activities Matrix.</p>	<p>Spelling</p> <p>Complete a spelling task of your choice from the Spelling Matrix.</p> <p>Reading and Viewing</p> <p>Term 2 Novel Study</p> <p>The Silver Sword by Ian Serraillier: Chapter 2</p> <p>Every Week I will give you a chapter from the book The Silver Sword which you are to read and then answer the questions from the sheet provided. Write the answers in your workbook.</p>	<p>Spelling</p> <p>Complete a spelling task of your choice from the Spelling Matrix.</p> <p>Reading and Viewing</p> <p>Read a book or article of your choosing (you could use your Novel Study chapter) and complete a reading task from the Reading Activities Matrix.</p>	<p>Spelling</p> <p>Get someone to give you a spelling test for the week.</p> <p>Reading and Viewing</p> <p>Read a book or article of your choosing (you could use your Novel Study chapter) and complete a reading task from the Reading Activities Matrix.</p>

	Monday 11 th May	Tuesday 12 th May	Wednesday 13 th May	Thursday 14 th May	Friday 15 th May
<p>Unit: Cicada by Shaun Tan</p> <p>https://storyboxlibrary.com.au/stories/cicada</p> <p>Login – irps Password - irps</p>	<p>Writing – Cicada by Shaun Tan</p> <p>Assignment – submit in Google Classroom- due today.</p> <p>LI: Discussing the themes in a text.</p> <p>This week our unit is about the Text 'Cicada' by Shaun Tan.</p> <p>1. Before Reading: Look at the image on the front cover. Take some notes about what you see.</p> <p>Where is your eye drawn to on the front page?</p> <p>What environment do you think the book is set in?</p> <p>What do you think this book is about, what makes you say that?</p> <p>2: Watch the story on Story library. What mood does the book have? How does colour help us understand this mood?</p> <p>What message does the book convey?</p> <p>3. After reading:</p> <p>Why do you think Shaun Tan chose the Cicada for this main character in the story? The cicada worked alone for 17 years? Do you think this is significant</p>	<p>Writing- Picture of the Day</p> <p>A picture of the day will be uploaded to Google Classroom. Interpret the picture and tell me what is happening in the world, what is the issue being addressed in the picture and what can you do about it as an individual and as a society. Upload your thoughts to the google Assignment.</p> <p>Writing - Cicada</p> <p>Assignment – submit in Google Classroom.</p> <p>LI: Analysing characters in texts</p> <p>What do we know about Cicada? What does the text tell us and what do the images tell us?</p> <p>Use the images to help you write a description about Cicada. Make sure to comment on his appearance but also things you might need to think a bit harder about such as aspirations, feelings and desires.</p>	<p>Writing - BTN</p> <p>Episode 11</p> <p>Link will be shared in Google Classroom.</p> <p>BTN Report – Choose a segment from BTN Classroom Episode 11 and take notes then write an information report. Remember your report should be structured with paragraphs. Research extra information if needed. Your report should be at least 4 paragraphs long. Turn it into the Google Classroom Assignment.</p>	<p>Writing – Cicada</p> <p>Assignment – submit in Google Classroom.</p> <p>LI: Developing main Characters</p> <p>Plan and develop your own main character for a story you are going to write at the end of this unit.</p> <p>Your character must be an animal that lives and works in the human world – like Cicada.</p> <p>Use the planning template to help you get your ideas down. I have also included an example.</p> <p>Submit your planning into google classroom.</p>	<p>Reading and Viewing</p> <p>LI: Understanding the Complication of a narrative</p> <p>The Problem in Cicada. What do you think the problem in Cicada was? How did the author develop this problem?</p> <p>Watch the complication clips on the template and answer the questions</p> <ol style="list-style-type: none"> 1. Wizard of Oz 2. Home Alone <p>Writing – Cicada</p> <p>Now think about the main character that you designed. What types of problems could your main character face? Write a list – choose the best complication for you.</p> <p><u>DRAFT Part 1:</u></p> <p>Complete your draft in your workbook. You can publish your final narrative in Google Classroom next Friday.</p> <p>Begin writing your story – stop once you get to the complication. Remember at the beginning of the story you should introduce the characters and the setting and use the character that you developed in yesterday's writing.</p>

	Monday 11 th May	Tuesday 12 th May	Wednesday 13 th May	Thursday 14 th May	Friday 15 th May
	<p>somehow? (<i>Cicadas can be below ground for 17 years before they emerge above ground</i>).</p> <p>Look at the very back page of the book. How is this different to the other pages?</p> <p>What do you think is the meaning behind this story?</p> <p>Submit your answers to these questions by clicking the Template provided on the Google Classroom and typing in your answers and turning it in to the assignment.</p> <p>T2 Contract OR Weekly Research Task</p> <p>Work on this terms Life Skills contract or your History Research task – First Nations.</p>	<p>T2 Contract OR Weekly Research Task</p> <p>Work on this term's Life Skills contract or your History Research task -First Nations.</p>	<p>T2 Contract OR Weekly Research Task</p> <p>Work on this terms Life Skills contract or your History Research task – First Nations.</p>	<p>T2 Contract OR Weekly Research Task</p> <p>Work on this terms Life Skills contract or your History Research task – First Nations.</p>	
<p>Mathematics</p> <p>www.imathskids.com.au</p> <p>Yr5 Password Live625</p>	<p>Maths-Numberless Word problem video tutorial.</p> <p>iMath – workbook or sheets.</p> <p>Password- live625</p> <p>Problem Solving Strategy: <u>Work backwards.</u></p> <p>Student pages 150-151</p>	<p>Maths</p> <p>iMaths – workbook or sheets.</p> <p>Password- live625</p> <p>Topic: <u>Number and Algebra</u></p> <p>NA1: Factors and multiples to solve problems.</p> <p>Play Prodigy when finished.</p>	<p>Math- Esty Mystery video tutorial.</p> <p>iMaths – workbook or sheets.</p> <p>Topic: Number and Algebra</p> <p>NA2: <u>Factor Trees.</u></p> <p><i>Assignment – Maths Reflection. Submit photos of your maths work from this week in Google Classroom</i></p>	<p>Maths</p> <p>iMaths – workbook or sheets.</p> <p>Password- live 625</p> <p>Topic: <u>Number and Algebra</u></p> <p>NA6: Multiplication 4 digit x 1 digit.</p> <p>Play Prodigy when finished.</p>	<p>Maths- SPLAT video tutorial.</p> <p>iMaths – workbook or sheets.</p> <p>Password-live 625</p> <p>Topic: <u>Number and Algebra</u></p> <p>NA7: Multiplication 3 digits x 2 digits.</p> <p>Play Prodigy when finished.</p>

	Monday 11 th May	Tuesday 12 th May	Wednesday 13 th May	Thursday 14 th May	Friday 15 th May
	Play Prodigy when finished.		Play Prodigy when finished.		
Other Learning Areas	<p>History</p> <p>Weekly Research Task – First Nations- due Friday</p> <p>Begin working on your research project. Research Task – First Nations. More information Below.</p> <p>Weekly Quiz</p> <p>Complete the weekly quiz by researching the 20 questions. Answers will be uploaded on Thursday for you to mark your work either at home or with Mrs Dunstan.</p> <p>Art</p> <p>Vincent van Gogh Artist Study.</p> <ul style="list-style-type: none"> • Watch the Mati & Dada van Gogh episode (7mins). https://www.youtube.com/watch?v=9IGEm1Lve0 • Recreate your own Still life painting/drawing using something 	<p>PDHPE</p> <p>SPORT: Play a game outside. Do some Go Noodle. Create a bootcamp style workout. Go for a walk or ride.</p> <p>HEALTH: Grow Your Mind Activity:</p> <p>Describe a time when your Guard Dog got big and bossy over something small. How do you calm your Guard Dog down normally? Write your answers in your workbook.</p>	<p>Library</p> <p>Read/Listen to an online book.</p> <p>Continue reading Premier's Reading Challenge books and record them online. https://online.det.nsw.edu.au/prc/login.html#/</p> <p>Mrs Nixon has set you a library lesson for today. Check it out in our google classroom.</p> <p>T2 Contract <u>OR</u> Weekly Research Task</p> <p>Work on this terms Life Skills contract or your History Research task – First Nations.</p>	<p>Science</p> <p>Dry Erase stick man experiment https://www.youtube.com/watch?v=f5AZbOL_WDM</p> <p>Materials:</p> <ul style="list-style-type: none"> • Dry erase markers • Glass bowl or dish • Water <p>Instructions:</p> <ol style="list-style-type: none"> 1. Draw a simple picture on the glass. A stick figure is a good one to start with. 2. Pour water onto the plate or into the bowl slowly to lift up the drawing. 3. Swirl the water around to make the picture dance and move. 4. See if you can get any other types of markers to work. <p>Take photos of your experiment and upload them to your google</p>	<p>Music</p> <ul style="list-style-type: none"> • Making musical instruments at home: Paddle Pop Harmonica. Follow the lesson in 'materials' in Google Classroom. <p>Technology</p> <ul style="list-style-type: none"> • Google sites: Continue working on your homepage from last week or add a new page called "Artwork" and upload a few pictures of any artwork you did during the week and write a description about them. <p>History- First Nations</p> <p>Assignment</p> <p>Your Weekly Research Task is due today - please check you have covered all the areas listed below in the weekly research</p>

	Monday 11 th May	Tuesday 12 th May	Wednesday 13 th May	Thursday 14 th May	Friday 15 th May
	<p>in your house.</p>  <p>If you have been able to create your own google site, you could upload photos of your artwork or any work you have been doing into your own website. Once you have uploaded items to your website don't forget to hit publish. We will share links of your own website a little later in the term.</p>			<p>site.</p> <p>Weekly Quiz</p> <p>Mark your Weekly Research Quiz at home or with Mrs Dunstan. Answers will be uploaded today in the Google classroom.</p>	<p>task box.</p> <p>Submit your doc or slides in the assignment in google classwork.</p> 
<p>Weekly Research Task</p>	<p>Each week you will be given a research task. You should allocate approximately 30 minutes each day to this task and turn in your final product on Friday for marking via Google Classroom. Your class teacher will give you feedback based on the rubric criteria found on your Google Classroom.</p> <p>Research Task – First Nations</p> <p>Research the following aspects of the gold rush and its impact on the indigenous people. Write your information in a google doc or slide ready to upload to the assignment on Friday.</p> <ul style="list-style-type: none"> - What impact did the gold rush have on the Indigenous people? - How did miners use the Indigenous people? - How were the lives of Indigenous people changed? - Are there differing perspectives on the impact of Indigenous people's lives? 				
<p>Spelling</p>	1. weevil	7. reason	13. cyclist	19. bitumen	25. immigration

	Monday 11th May		Tuesday 12th May		Wednesday 13th May		Thursday 14th May		Friday 15th May	
	2.	refugee	8.	beneath	14.	devoid	20.	caustic	26.	lassitude
	3.	weary	9.	leakage	15.	embellish	21.	credulous	27.	incomprehensible
	4.	breathe	10.	appearance	16.	apologetic	22.	fulcrum	28.	heresy
	5.	agreeable	11.	accused	17.	atheist	23.	loquat	29.	posthumous
	6.	volunteer	12.	approval	18.	barrage	24.	magnanimous	30.	pyromania