



5W OC Home Learning Framework T2 Wk4

Your child's class teacher will upload the daily activities to Google Classroom each morning.



Only the daily tasks that are PINK need to be turned in on the google classroom.



All other tasks to be completed in your workbooks.

	Monday 18 th May	Tuesday 19 th May	Wednesday 20 th May	Thursday 21 st May	Friday 22 nd May
Wellbeing	This week the wellbeing focus is courage .				
	<p>Roll Call Question: What is one brave thing you plan on doing this week?</p>	<p>Roll Call Question: Describe a mistake you made recently. What have you learnt from it?</p>	<p>Roll Call Question: Name three ways you can calm your nerves down before doing something scary.</p>	<p>Roll Call Question: Do something out of your comfort zone today. What is it going to be?</p>	<p>Roll Call Question: What is one brave thing you plan on doing next week?</p>
English	<p>Spelling</p> <p>Copy out your spelling words and write down the meaning of each word by looking them up in a dictionary or using https://www.dictionary.com/</p> <p>Reading and Viewing</p> <p>Read a book or article of your choosing (you could use Cicada by Shaun Tan) and complete a reading task from the Reading Activities Matrix.</p>	<p>Spelling</p> <p>Complete a spelling task of your choice from the Spelling Matrix.</p> <p>Reading and Viewing</p> <p>Read a book or article of your choosing (you could use Cicada by Shaun Tan) and complete a reading task from the Reading Activities Matrix.</p>	<p>Spelling</p> <p>Complete a spelling task of your choice from the Spelling Matrix.</p> <p>Reading and Viewing</p> <p>Term 2 Novel Study</p> <p>The Silver Sword by Ian Serraillier: Chapter 3</p> <p>Every Week I will give you a chapter from the book The Silver Sword which you are to read and then answer the questions from the sheet provided. Write the answers in your workbook.</p>	<p>Spelling</p> <p>Complete a spelling task of your choice from the Spelling Matrix.</p> <p>Reading and Viewing</p> <p>Read a book or article of your choosing (you could use your Novel Study chapter) and complete a reading task from the Reading Activities Matrix.</p>	<p>Spelling</p> <p>Get someone to give you a spelling test for the week.</p> <p>Reading and Viewing</p> <p>Read a book or article of your choosing (you could use your Novel Study chapter) and complete a reading task from the Reading Activities Matrix.</p>

	Monday 18 th May	Tuesday 19 th May	Wednesday 20 th May	Thursday 21 st May	Friday 22 nd May
<p>Unit: Cicada by Shaun Tan</p> <p>https://storyboxlibrary.com.au/stories/cicada</p> <p>Login – irps Password - irps</p>	<p>Cicada by Shaun Tan</p> <p>Assignment – submit in Google Classroom.</p> <p>LI: Understanding the role of a guide in resolutions</p> <p>In most narratives the main character is helped by a guide. The guide can be a new character or long-lost character that helps the main character solve their problem somehow.</p> <p>Look at the template provided in the Google Classroom assignment, watch the clips and answer the questions about the complication, the guide and the resolution to the problem.</p> <p>Writing – Cicada</p> <p><u>DRAFT Part 2:</u></p> <p>Continue drafting your story in your workbook. What complication did you write about last week? Who is the guide that will help your character to find a resolution to their problem? How will that happen?</p>	<p>Writing- Picture of the Day</p> <p>A picture of the day will be uploaded to Google Classroom. Interpret the picture and tell me what is happening in the world, what is the issue being addressed in the picture and what can you do about it as an individual and as a society. Upload your thoughts to the google Assignment.</p> <p>Reading and Viewing Cicada by Shaun Tan</p> <p>Assignment – submit in Google Classroom</p> <p>LI: Understanding conclusions of narratives</p> <p>The purpose of a conclusion is for the reader to have closure. We might see how the character has changed overtime or how life returns to normal. If there is a lesson to the narrative this could be reflected upon here. (The conclusion is not a resolution)</p> <p>Look at the template provided in the Google Classroom assignment, watch the clips and answer the questions about the conclusions of these stories.</p>	<p>Writing - BTN</p> <p>Episode 12</p> <p>Link will be shared in Google Classroom.</p> <p>BTN Report – Choose a segment from BTN Classroom Episode 12 and take notes then write an information report. Remember your report should be structured with paragraphs. Research extra information if needed. Your report should be at least 4 paragraphs long. Turn it into the Google Classroom Assignment.</p>	<p><u>EDITING AND IMPROVING</u></p> <p>The next part of the writing cycle is editing and improving your draft.</p> <p>Your story should:</p> <ul style="list-style-type: none"> • Have a character that is an insect working in the human world (based on Cicada) • Have a problem that needs to be solved • Have a guide, someone who helps the main character solve the problem • Have a resolution • Have a conclusion that tells what life is like after the problem is solved <p>Your story should include:</p> <ul style="list-style-type: none"> • Details and description including high level vocabulary • Paragraphs • Punctuation including speech marks for dialogue • Variety of sentence starters to engage the reader <p>This is your face to face day at</p>	<p>Writing</p> <p>Assignment – submit in Google Classroom.</p> <p><u>PUBLISHING</u></p> <p>The last part of the writing cycle is to publish your finished work. Please publish on a Google Doc and TURN IN your assignment today through Google Classroom.</p>

	Monday 18 th May	Tuesday 19 th May	Wednesday 20 th May	Thursday 21 st May	Friday 22 nd May
	<p>T2 Contract OR Weekly Research Task</p> <p>Work on this term's Life Skills contract, you should be up to your second question or do your History Research task – Melting Pot.</p>	<p>Writing – Cicada</p> <p><u>DRAFT Part 3:</u></p> <p>Continue drafting your story in your workbook. What resolution did you write about yesterday? Who is the guide that you created to help your character? Now you need to conclude your story, how will you do that?</p> <p>T2 Contract OR Weekly Research Task</p> <p>Work on this term's Life Skills contract, you should be up to your second question or your History Research task - Melting Pot.</p>	<p>T2 Contract OR Weekly Research Task</p> <p>Work on this term's Life Skills contract, you should be up to your second question or your History Research task – Melting Pot.</p>	<p>school so if you are at school you can get a peer to read your work and make suggestions as well as your teacher. If you are still learning from home, please ask someone else to read your story and make improvement suggestions.</p> <p>T2 Contract OR Weekly Research Task</p> <p>Work on this term's Life Skills contract, you should be up to your second question or your History Research task – Melting Pot.</p>	
<p>Mathematics</p> <p>www.imathskids.com.au</p> <p>Yr5 Password Live625</p>	<p>Maths</p> <p>iMath – workbook or sheets. Password- live625 Number and Algebra NA8: Lattice method of multiplication. Play Prodigy when finished.</p>	<p>Maths</p> <p>iMaths – workbook or sheets. Password- live625 Topic: Number and Algebra NA9: Division 3 digit by 1 digit Play Prodigy when finished.</p>	<p>Math</p> <p>iMaths – workbook or sheets. Topic: Number and Algebra NA10: Division with zeros Play Prodigy when finished.</p>	<p>Maths</p> <p>IMaths – workbook or sheets. Password- live 625 Topic: Number and Algebra NA11: Division with remainders Play Prodigy when finished.</p>	<p>Maths</p> <p>iMaths – workbook or sheets. Password-live 625 Topic: Number and Algebra NA25: Backtracking Play Prodigy when finished.</p>

	Monday 18 th May	Tuesday 19 th May	Wednesday 20 th May	Thursday 21 st May	Friday 22 nd May
Other Learning Areas	<p>History</p> <p>Weekly Research Task Melting Pot- due Friday</p> <p>Begin working on your research project. Research Task – Melting Pot. More information Below.</p> <p>Weekly Quiz</p> <p>Complete the weekly quiz by researching the 20 questions. Answers will be uploaded on Thursday for you to mark your work either at home or with Mrs Dunstan.</p> <p>Art</p> <p>Recreate this goldfields artwork using pencils/paints/crayons. Remember to add detail such as black outlines or shading for backgrounds. Google some pictures about the goldfields first.</p> 	<p>PDHPE</p> <p>Sport: Play a game outside or do some Go Noodle. Create a bootcamp style workout or go for a walk or bike ride.</p> <p>Grow Your Mind Activity: Explain the animal you feel is the strongest in you and explain why. Submit your answer to your class teacher.</p> 	<p>Library</p> <p>Read/Listen to an online book at www.storylineonline.com and write a review.</p> <p>Mrs Nixon has set you a library lesson for today. Check it out in our google classroom.</p> <p>Continue reading Premier's Reading Challenge books and record them online.</p> <p>https://online.det.nsw.edu.au/prc/login.html#/</p> <p>T2 Contract OR Weekly Research Task</p> <p>Work on this term's Life Skills contract or your History Research task – Melting Pot.</p>	<p>Science</p> <p>Google Assignment due Monday</p> <p>Science Experiment – Naked Egg.</p> <p>MATERIALS:</p> <ul style="list-style-type: none"> • An egg • Vinegar • Glass cup or jar. <p>METHOD:</p> <ol style="list-style-type: none"> 1. Fill a glass jar with vinegar. 2. Gently add the egg. Make sure there's enough vinegar to completely cover the egg. 3. Here's the hard part! Wait and see what happens. After about 12 hours, you will notice a white foam on the top of the jar – that's the egg shell! 4. After about 2 days, gently take the egg out of the vinegar. Rinse it off and what do you have? An egg with no shell! <p>REFLECTION:</p> <ol style="list-style-type: none"> 1. Why do you think this works? 2. Record your findings each day and take photos. 3. Share your results on a google slides presentation by clicking CREATE to the right. Turn in on Monday 25th May. 	<p>Music</p> <p>Making musical instruments at home. Percussion family (Membranophone): Duct Tape Drum. See instructions from Mr Dunstan in Google Classroom.</p> <p>Technology</p> <p>Google sites: Continue working on your website from last week or add a new page called 'Favourite Links' and upload links of any of your favourite websites that you use all the time. This is a great way access your links no matter where you are or what computer you are on.</p> <p>History- Melting Pot</p> <p>Assignment – submit in Google Classroom.</p> <p>Turn in your History research task- Melting Pot, via the Google Classroom assignment.</p>

	Monday 18 th May	Tuesday 19 th May	Wednesday 20 th May	Thursday 21 st May	Friday 22 nd May
	<p>If you have been able to create your own google site, you could upload photos of your artwork or any work you have been doing into your own website. Once you have uploaded items to your website don't forget to hit publish.</p> <p>We will share links of your own website a little later in the term.</p>			<p>Weekly Quiz</p> <p>Mark your Weekly Research Quiz at home or with Mrs Dunstan. Answers will be uploaded today in the Google classroom.</p>	
<p>Weekly Research Task</p>	<p>Each week you will be given a research task. You should allocate approximately 30 minutes each day to this task and turn in your final product on Friday for marking via Google Classroom. Your class teacher will give you feedback based on the rubric criteria found on your Google Classroom.</p> <p>Research Task – Melting Pot</p> <p>Create a Google Doc that will inform the reader of the how the Gold Rush brought immigrants from all over the world to Australia. Set your work out and write in detail about the following questions.</p> <ol style="list-style-type: none"> Where did the immigrants come from and how did this impact the Australian population? What difficulties did Chinese immigrants face? How did the arrival of immigrants from many different countries have a positive influence on Australian business and trade? 				
<p>Spelling</p>	<ol style="list-style-type: none"> jersey curtsey nervously honesty jockey gooley 	<ol style="list-style-type: none"> custody necessity journey photograph confusion expansion 	<ol style="list-style-type: none"> avian antediluvian altercation sensory causality poverty 	<ol style="list-style-type: none"> wistful luscious intrepid itinerant hirsute adherent 	<ol style="list-style-type: none"> acme ingenious karaoke limousine pertinacious omniscient

