





Year 6 OC Home Learning Framework Term 2 Week 1



Your child's class teacher will upload the daily activities to Google Classroom each morning.

Only the daily tasks that are PINK need to be turned in on the google classroom.

All other tasks to be completed in your workbooks.

	Monday 27 th April Staff Development Day	Tuesday 28 th April Staff Development Day	Wednesday 29 th April	Thursday 30 th April	Friday 1 st May
Wellbeing	This week the wellbeing focus is gratitude .				
	Pupil Free Day	Pupil Free Day	Roll call - Name two people at your school that you are thankful for?	Roll call - What was your feel good moment from the holidays?	Roll call - Write a brief note to someone you feel thankful for.
English			Reading and Viewing BTN – Episode 10 Choose a segment from BTN Classroom episode 10 and take notes then write an information report. Remember your report should be structured with paragraphs, and you should edit and revise your work before you turn it in. Research extra information if needed. Your report should be at least 4 paragraphs long. Turn it into the Google classroom.	Reading and Viewing Gallipoli Campaign – Read the attached information and then complete the cloze passage on page 3. Summarise the 5Ws (who, what, where, when, why) about the Gallipoli information.	Reading and Viewing Poem – For the Fallen Read the poem and write a review of this poem. How does it make you feel? What images does it make? Writing - The Piano Watch the film again- what moods and emotions are there in each section- both characters and reader (you). Research Quiz Mark the weekly Research Quiz.

	Monday 27 th April Staff Development Day	Tuesday 28 th April Staff Development Day	Wednesday 29 th April	Thursday 30 th April	Friday 1 st May
			<p>Writing - The Piano</p> <p>We are going to watch a short film called 'The Piano' This is what our Literacy will be based on for the next two weeks. There is no dialogue or narration – it will be up to you to decide what the film is about</p> <p>https://www.youtube.com/watch?v=9yXpJclz_ps</p> <p>Watch the film and in your work diary, write what you know, what you think you know and what questions you have. Then complete the questions about the characters.</p>	<p>A Diggers Life</p> <p>Work on the weekly research task about the goldfields. It is due tomorrow.</p>	<p>Answers will be uploaded today in Google Classroom.</p> <p>Turn in your bread experiment from last term to the Google Classroom assignment.</p>
Mathematics			<p>iMath</p> <p>Problem Solving Strategy: 'Guess and Check'.</p> <p>Student pages 132-133, and checked by an adult.</p> <p>www.imathskids.com.au</p> <p>Yr 6 Password – over830</p> <ul style="list-style-type: none"> Play Prodigy 	<p>iMath</p> <p>Problem Solving Strategy: 'Make a table or chart' and 'Draw a picture or diagram'.</p> <p>Student pages 134-135 and 136-137, and checked by an adult.</p> <p>www.imathskids.com.au</p> <p>Yr 6 Password – over830</p> <ul style="list-style-type: none"> Play Prodigy 	<p>iMath</p> <p>Problem Solving Strategy: 'Act out the problem'.</p> <p>Student pages 138-139, and checked by an adult.</p> <p>www.imathskids.com.au</p> <p>Yr 6 Password – over830</p> <ul style="list-style-type: none"> Play Prodigy

	Monday 27 th April Staff Development Day	Tuesday 28 th April Staff Development Day	Wednesday 29 th April	Thursday 30 th April	Friday 1 st May
Other Learning Areas			<p>Research Quiz</p> <p>Do the weekly quiz by researching the 20 questions. Answers will be uploaded on Friday for you to mark your own work.</p> <p>A Diggers Life</p> <p>Work on the weekly research task about the goldfields.</p>	<p>Science</p> <ul style="list-style-type: none"> Science Experiment – Check in with your bread experiment. Take photos and record any changes. Write up your observations and then hand it into the Google classroom assignment. It is due tomorrow. <p>Art</p> <p>Kandinsky Artist Study.</p> <ul style="list-style-type: none"> Watch the Mati & Dada Kandinsky episode (7 mins) https://www.youtube.com/watch?v=qXcAkqPKDxc Recreate your own Kandinsky circle artwork using coloured paper, textas, pencils, crayons etc – try to use more than one media. 	<p>Technology</p> <ul style="list-style-type: none"> Go to your Gsuite and select “Sites”. I would like you to investigate how to create your own site – I know you did this last year. Your task over the next term is to create your own website where you can upload things about you and work that you have done. Task 1 is to make a home page and a page with facts all about you. Introduce yourself. You will need Firefox or Chrome on your computer to do this task. Everyone will need a website of their own. <p>A Diggers Life</p> <p>Complete and turn in your work on the weekly research task about the goldfields.</p> <p>It is due today in the Google classroom.</p>

	Monday 27 th April Staff Development Day	Tuesday 28 th April Staff Development Day	Wednesday 29 th April	Thursday 30 th April	Friday 1 st May
Weekly Research Task	<p>Each week you will be given a research task. You should allocate approximately 30 minutes each day to this task and turn in your final product on Friday for marking via Google Classroom. Your class teacher will give you feedback based on the rubric criteria found on your Google Classroom.</p> <p>A Digger's Life</p> <p>Create a Google Slide to describe what life as a miner in the gold fields was like. Remember to write in full sentences and add detail and descriptions to your paragraphs. Use the following points as new slide ideas. Turn it in on, or before the due date.</p> <ul style="list-style-type: none"> - How the gold rush began and when - Daily Routines - Challenges - Living Conditions - Conflict between groups on the mine fields 				
Spelling	Spelling will begin in Week 2.				