











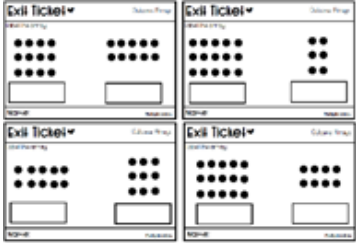

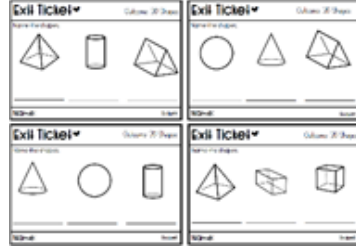

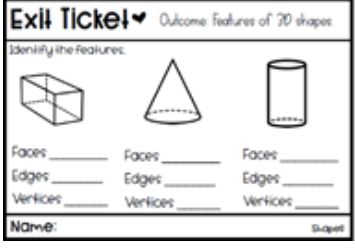





Year 2 Home Learning Framework Term 4 Week 2

Your child's class teacher will upload the daily activities to Seesaw each morning. Join your class for Zoom each day at 9:00am.

	Monday 11 th October	Tuesday 12 th October	Wednesday 13 th October	Thursday 14 th October	Friday 15 th October
Wellbeing	This week the wellbeing focus is: sleep.				
	What do you think are good sleep habits?	What could you change to create better sleep habits?	How does having a bad sleep impact your day?	Describe your bedtime routine.	What will you do this weekend so you have the best chance of sleeping well?
English	<ul style="list-style-type: none"> ○ W.O.D - piglets ○ Writing: Daily writing task- Description: Character  <ul style="list-style-type: none"> ○ Word Work Sheet Practice your spelling words and complete one column each day. Day One – Write your spelling words down. Highlight the “g” grapheme. ○ Whole Class Reading: The Three Little Pigs ○ Daily Reading 10 minutes: Go to PM Readers and select a book to read. We are learning to read with expression. Go to PM Readers and select a book to read. ○ Grammar: Sentence of the Day The three little pigs ran from big bad wolf. What is the plural? Which proper noun needs capitalising? What is the verb? 	<ul style="list-style-type: none"> ○ W.O.D - gobbling ○ Writing: Daily writing task- Description: Character  <ul style="list-style-type: none"> ○ Word Work Sheet Practice your spelling words. Day Two – Complete syllables. ○ Whole Class Reading: The Three Little Pigs ○ Daily Reading 10 minutes: Go to PM Readers and select a book to read. We are learning to speak like the character. Go to PM Readers and select a book to read. ○ Grammar: Sentence of the Day The second little pig made his house from sticks. What is the plural? What are the nouns? What is the verb? What type of sentence and why? 	<ul style="list-style-type: none"> ○ W.O.D – delightful ○ Writing: Daily writing task- Description: Setting  <ul style="list-style-type: none"> ○ Word Work Sheet Practice your spelling words and complete one column. Day Three – Complete ‘break into phonemes’.  <ul style="list-style-type: none"> Reading: We are learning to look for important words. ○ Grammar: Sentence of the Day The 3rd pigs house had a chimney and it was made from bricks. What is the plural? What are the nouns? What are the verbs? Put in the missing apostrophe. 	<ul style="list-style-type: none"> ○ W.O.D - squabble ○ Writing: Daily writing task- Persuasive  <ul style="list-style-type: none"> ○ Word Work Sheet Practice your spelling words and complete one column. Day Four – Complete vowels and consonants.  <ul style="list-style-type: none"> Reading: We are learning to speak like the character. ○ Grammar: Sentence of the Day The wolf blew the _____ house down to the ground. Add an adjective to describe the house What is the verb? What are the nouns? 	<ul style="list-style-type: none"> ○ W.O.D - sorrowful ○ Writing: Daily writing task- Imaginative: Change an element  <ul style="list-style-type: none"> ○ Word Work Sheet Spelling test. Ask a parent or sibling to test you on your spelling words and record your score. ○ Whole Class Reading: The Three Little Pigs Reading: We are learning to change the tone. ○ Grammar: Sentence of the Day The ___wolf chased the ___ pig but the pig was too fast. What are the nouns? What are the verbs? Add adjectives to describe the pig and wolf.

	Monday 11 th October	Tuesday 12 th October	Wednesday 13 th October	Thursday 14 th October	Friday 15 th October
Mathematics	<p>Number Sense: Number of the Day. Seesaw. 58, 802, 4120</p>  <p>Maths concept: Seesaw activity – Whole Number</p> 	<p>Number Sense: Number of the Day. Seesaw. 36, 594, 7374</p>  <p>Maths concept: Seesaw activity – Subtraction</p> 	<p>Number Sense: Number of the Day. Seesaw. 72, 410, 2106</p>  <p>Maths concept: Seesaw activity – Multiplication</p> 	<p>Number Sense: Number of the Day. Seesaw. 94, 666, 9852</p>  <p>Maths concept: Seesaw activity – 3D Objects</p> 	<p>Number Sense: Number of the Day. Seesaw. 28, 958, 3046</p>  <p>Maths concept: Seesaw activity – 3D Objects</p> 
	Other Learning Areas	<p>PE: Fundamental Movement Skills – Jumping View the YouTube clip: Get Skilled: Get Active – Jump Video at https://www.youtube.com/playlist?list=PLrOa7LNP0maWa6EPInkvHlk3VsBqhuMZq Go outside and see if you can practice these jumping activities: 20 star jumps, 10 minutes jumping on your trampoline, 2 minutes of fast skipping, jumping from side to side in a zig zag or along a line or rope, animal jumps e.g. like a kangaroo or frog while reciting the alphabet, jump forwards and backwards while counting to 30.</p>	<p>Craft: Three Little Pigs Puppets Link on Seesaw: https://www.youtube.com/watch?v=5UOx-k2gZ-Q Follow the instructions on the video to create your own character fortune teller puppets. Now use your puppets to retell the story. Don't forget to change your voice when different characters are speaking! – upload your drawing</p>	<p>Science: Look carefully at the ingredients in the picture and predict what you think they will make when mixed together.</p>  <p>Watch the video from Mrs Binns on Seesaw. After watching the video answer the questions about the experiment on the worksheets.</p>	<p>Music: Look on Seesaw for a Music activity from Miss Deys.</p>

	Monday 11 th October	Tuesday 12 th October	Wednesday 13 th October	Thursday 14 th October	Friday 15 th October
Websites	English - Online Books and Reading Resources: Reading – https://app.pmeollection.com.au/login Storybox Library - https://storyboxlibrary.com.au Username: irps Password: irps Phonics Hero - https://phonicshero.com/new-login/			Mathematics - Optional Digital Resources to Support Learning in Maths: Studyladder https://www.studyladder.com.au/ Hit the button https://www.topmarks.co.uk/maths-games/hit-the-button <i>NB Your teacher will let you know when these resources are ready to use and how to access.</i>	

Spelling words Week 1 (dge, ge)			SIGHT WORDS
<i>gem</i>	<i>gentle</i>	<i>logic</i>	<i>without</i>
<i>germ</i>	<i>general</i>	<i>magic</i>	<i>second</i>
<i>gent</i>	<i>gently</i>	<i>gigantic</i>	<i>later</i>
<i>gym</i>	<i>giraffe</i>		<i>miss</i>
<i>ginger</i>	<i>genie</i>		<i>idea</i>
<i>giant</i>	<i>tragic</i>		