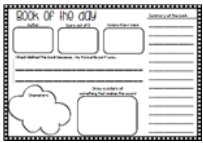




















































Year 2 Home Learning Framework Term 4 Week 3

Your child's class teacher will upload the daily activities to Seesaw each morning. Join your class for Zoom on Monday, Tuesday and Wednesday this week at 9:00am.

	Monday 18 th October	Tuesday 19 th October	Wednesday 20 th October	Thursday 21 st October	Friday 22 nd October
Wellbeing	This week the wellbeing focus is: play .				
	Do you have to stop playing when you grow up?	How do you plan to bring play into your day today?	What did you love playing when you were little? Why?	If you could play anything at all today, what would it be?	How are you planning to play this weekend?
English	<ul style="list-style-type: none"> ○ W.O.D - kingdom ○ Writing: Daily writing task- Description: Character  <ul style="list-style-type: none"> ○ Word Work Sheet Practice your spelling words and complete one column each day. Day One – Write your spelling words down. Highlight the “tch” grapheme. ○ Whole Class Reading: Little Red Riding Hood ○ Daily Reading 10 minutes: Go to PM Readers and select a book to read. We are learning to read with expression. Go to PM Readers and select a book to read. ○ Grammar: Sentence of the Day The wolf ate little red riding hoods grandmother. What is the verb? Put in the missing apostrophe. What type of apostrophe is it? Capitalise the proper noun. 	<ul style="list-style-type: none"> ○ W.O.D - enchanted ○ Writing: Daily writing task- Description: Character  <ul style="list-style-type: none"> ○ Word Work Sheet Practice your spelling words. Day Two – Complete syllables. ○ Whole Class Reading: Little Red Riding Hood ○ Daily Reading 10 minutes: Go to PM Readers and select a book to read. We are learning to speak like the character. Go to PM Readers and select a book to read. ○ Grammar: Sentence of the Day The wolf put the grandmothers clothes on and he went to bed. Put in the missing apostrophe. What is the plural? What are the verbs? What are the nouns? 	<ul style="list-style-type: none"> ○ W.O.D – charming ○ Writing: Daily writing task- Description: Setting  <ul style="list-style-type: none"> ○ Word Work Sheet Practice your spelling words and complete one column. Day Three – Complete ‘break into phonemes’. Reading: We are learning to look for important words. ○ Grammar: Sentence of the Day The big bad wolf smiled at little red riding hood and _____. Capitalise the proper nouns. What is the verb? Add the next part of the sentence. 	<ul style="list-style-type: none"> ○ W.O.D - grandmother ○ Writing: Daily writing task- Persuasive  <ul style="list-style-type: none"> ○ Word Work Sheet Practice your spelling words and complete one column. Day Four – Complete vowels and consonants. ○ Whole Class Reading: Little Red Riding Hood Reading: We are learning to speak like the character. ○ Grammar: Sentence of the Day Grandma looked at the big bad wolfs toothy grin and she was scared. Capitalise the proper noun. Put in the missing apostrophe. What are the verbs? What type of sentence is it and why? 	<ul style="list-style-type: none"> ○ W.O.D - woodsman ○ Writing: Daily writing task- Imaginative: Change an element  <ul style="list-style-type: none"> ○ Word Work Sheet Spelling test. Ask a parent or sibling to test you on your spelling words and record your score. ○ Whole Class Reading: The Three Little Pigs Reading: We are learning to change the tone. ○ Grammar: Sentence of the Day A woodsman walked by the grandmothers cottage and he heard a scream. What are the verbs? What are the nouns? Put in the missing apostrophe. What type of sentence is it and why? 

	Monday 18 th October	Tuesday 19 th October	Wednesday 20 th October	Thursday 21 st October	Friday 22 nd October																																																
Mathematics	<p>Number Sense: Number of the Day. Seesaw. 82, 316, 1176</p>  <p>Maths concept: Seesaw activity – Subtraction</p> <table border="1" data-bbox="268 606 616 853"> <tr> <td>Exit Ticket</td> <td>Exit Ticket</td> <td>Exit Ticket</td> <td>Exit Ticket</td> </tr> <tr> <td>9-6 = 33-6 =</td> <td>7-4 = 67-4 =</td> <td>9-2 = 19-2 =</td> <td>9-6 = 99-6 =</td> </tr> <tr> <td>6-4 = 16-4 =</td> <td>9-3 = 19-3 =</td> <td>7-3 = 27-3 =</td> <td>9-5 = 49-5 =</td> </tr> <tr> <td>6-2 = 36-2 =</td> <td>9-2 = 29-2 =</td> <td>6-2 = 36-2 =</td> <td>5-4 = 55-4 =</td> </tr> </table>	Exit Ticket	Exit Ticket	Exit Ticket	Exit Ticket	9-6 = 33-6 =	7-4 = 67-4 =	9-2 = 19-2 =	9-6 = 99-6 =	6-4 = 16-4 =	9-3 = 19-3 =	7-3 = 27-3 =	9-5 = 49-5 =	6-2 = 36-2 =	9-2 = 29-2 =	6-2 = 36-2 =	5-4 = 55-4 =	<p>Number Sense: Number of the Day. Seesaw. 56, 104, 8642</p>  <p>Maths concept: Seesaw activity – Subtraction and addition</p> <table border="1" data-bbox="649 582 996 829"> <tr> <td>Exit Ticket</td> <td>Exit Ticket</td> <td>Exit Ticket</td> <td>Exit Ticket</td> </tr> <tr> <td> \$3.50</td> <td> \$8.20</td> <td> \$7.90</td> <td> \$6.40</td> </tr> </table>	Exit Ticket	Exit Ticket	Exit Ticket	Exit Ticket	 \$3.50	 \$8.20	 \$7.90	 \$6.40	<p>Number Sense: Number of the Day. Seesaw. 74, 672, 7584</p>  <p>Maths concept: Seesaw activity – Multiplication</p> <table border="1" data-bbox="1030 582 1377 829"> <tr> <td>Exit Ticket</td> <td>Exit Ticket</td> <td>Exit Ticket</td> <td>Exit Ticket</td> </tr> <tr> <td>15</td> <td>12</td> <td>16</td> <td>20</td> </tr> </table>	Exit Ticket	Exit Ticket	Exit Ticket	Exit Ticket	15	12	16	20	<p>Number Sense: Number of the Day. Seesaw. 38, 738, 2908</p>  <p>Maths concept: Seesaw activity – 3D Objects</p> <table border="1" data-bbox="1411 582 1758 829"> <tr> <td>Exit Ticket</td> <td>Exit Ticket</td> <td>Exit Ticket</td> <td>Exit Ticket</td> </tr> <tr> <td></td> <td></td> <td></td> <td></td> </tr> </table>	Exit Ticket	Exit Ticket	Exit Ticket	Exit Ticket					<p>Number Sense: Number of the Day. Seesaw. 90, 840, 3050</p>  <p>Maths concept: Seesaw activity – 3D Objects</p> <table border="1" data-bbox="1792 582 2139 829"> <tr> <td>Exit Ticket</td> <td>Exit Ticket</td> <td>Exit Ticket</td> <td>Exit Ticket</td> </tr> <tr> <td></td> <td></td> <td></td> <td></td> </tr> </table>	Exit Ticket	Exit Ticket	Exit Ticket	Exit Ticket				
	Exit Ticket	Exit Ticket	Exit Ticket	Exit Ticket																																																	
9-6 = 33-6 =	7-4 = 67-4 =	9-2 = 19-2 =	9-6 = 99-6 =																																																		
6-4 = 16-4 =	9-3 = 19-3 =	7-3 = 27-3 =	9-5 = 49-5 =																																																		
6-2 = 36-2 =	9-2 = 29-2 =	6-2 = 36-2 =	5-4 = 55-4 =																																																		
Exit Ticket	Exit Ticket	Exit Ticket	Exit Ticket																																																		
 \$3.50	 \$8.20	 \$7.90	 \$6.40																																																		
Exit Ticket	Exit Ticket	Exit Ticket	Exit Ticket																																																		
15	12	16	20																																																		
Exit Ticket	Exit Ticket	Exit Ticket	Exit Ticket																																																		
																																																					
Exit Ticket	Exit Ticket	Exit Ticket	Exit Ticket																																																		
																																																					
Other Learning Areas	<p>PE: Fundamental Movement Skills – Hopping View the YouTube clip: Get Skilled: Get Active – Hop Video at https://www.youtube.com/playlist?list=PLrOa7LNP0maWa6EPInkvHlk3VsBqhuMZq Practice these skills by trying these fun activities:</p> <ul style="list-style-type: none"> • Play a game of Hopscotch • Hop on your right and left foot for 1 minute each • Hop forwards for 1 minute then backwards for 1 minute (How many hops did you do in this time limit?) • Create a hopping obstacle course using a variety of objects in your backyard. 	<p>Craft: Little Red Riding Hood Link on Seesaw: https://www.gluedtomycraftsblog.com/2016/02/paper-plate-little-red-riding-hood-kid-craft.html Use a paper plate, coloured paper, textas, scissors and glue to create a character from the fairytale: Little Red Riding Hood. You can choose from Little Red Riding Hood, the Big Bad Wolf or even Grandma! – upload your drawing</p>	<p>Science: Materials and their purpose For many years, Aboriginal and Torres Strait Islander Peoples have been making and using utensils (a tool or container usually used for cooking or eating). Listen to the story, You and Me: Our Place, then answer the questions on the worksheet. https://iview.abc.net.au/show/grandpa-honeyant-storytime/series/0/video/ZX9944A005S00</p>	<p>Music: Look on Seesaw for a Music activity from Miss Deys.</p>	<p>Library: Check Seesaw for a library activity. Find a cosy spot and enjoy reading a favourite book.</p>																																																

	Monday 18 th October	Tuesday 19 th October	Wednesday 20 th October	Thursday 21 st October	Friday 22 nd October
Websites	English - Online Books and Reading Resources: Reading – https://app.pmecollection.com.au/login Storybox Library - https://storyboxlibrary.com.au Username: irps Password: irps Phonics Hero - https://phonicshero.com/new-login/			Mathematics - Optional Digital Resources to Support Learning in Maths: Studyladder https://www.studyladder.com.au/ Hit the button https://www.topmarks.co.uk/maths-games/hit-the-button <i>NB Your teacher will let you know when these resources are ready to use and how to access.</i>	

Spelling words Week 3 (tch/ch)			<i>SIGHT WORDS</i>
<i>chop</i>	<i>patch</i>	<i>switch</i>	<i>enough</i>
<i>chuck</i>	<i>fetch</i>	<i>kitchen</i>	<i>eat</i>
<i>cherub</i>	<i>ditch</i>	<i>butcher</i>	<i>face</i>
<i>itch</i>	<i>latch</i>		<i>watch</i>
<i>botch</i>	<i>snatch</i>		<i>far</i>
<i>catch</i>	<i>sketch</i>		